

How to register for M.Sc. subject modules

1. Check out available modules and descriptions (PDFs) on your programme module website:

M.Sc. Computational Biology

<https://biologie.uni-koeln.de/studium-lehre/studierende/master-of-science-msc/msc-computational-biology/modules>

M.Sc. Ecology, Evolution, and Environment

<https://biologie.uni-koeln.de/studium-lehre/studierende/master-of-science-msc/msc-ecology-evolution-and-environment/modules>

M.Sc. Genetics and Biology of Aging and Regeneration

<https://biologie.uni-koeln.de/studium-lehre/studierende/master-of-science-msc/msc-genetics-and-biology-of-aging-and-regeneration/modules>

M.Sc. Molecular Plant and Microbial Sciences

<https://biologie.uni-koeln.de/studium-lehre/studierende/master-of-science-msc/msc-molecular-plant-and-microbial-sciences/modules>

M.Sc. Neuroscience

<https://biologie.uni-koeln.de/studium-lehre/studierende/master-of-science-msc/msc-neuroscience/modules>

Usually, courses will take part during the 1st or 2nd half of the summer term lecture period. Few courses may take place later. This will be indicated.

Example:

Subject modules | Summer term 2026


1st half (13.04. - 05.06.2026):

- [Plant Genetics](#)
- [Plant Genetics and Development](#)

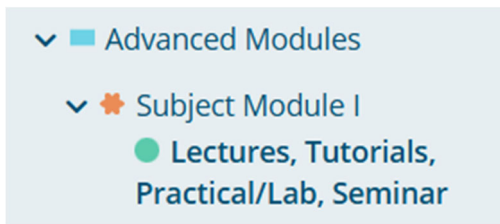
2nd half (08.06. - 24.07.2027):

- [Molecular Plant Physiology and Biochemistry of Plants and Associated Microbes](#)
- [Molecular Plant-Microbe Interactions](#)
- [Molecular Ecology of Polar Tundra](#)

2. Login to KLIPS (<https://klips2.uni-koeln.de/>) and select the application

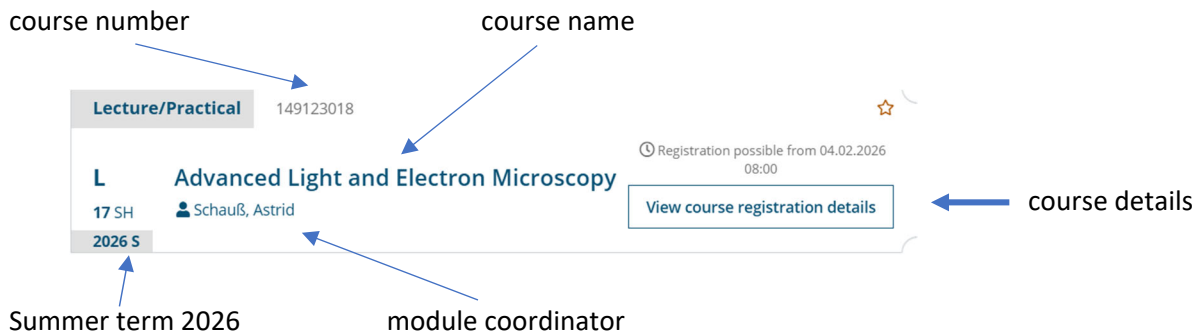


- Navigate to the Advanced Modules section
- Select **Subject Module I** for courses of the **1st half of the summer term** and click on **Lectures, Tutorials, Practical/Lab, Seminar**




- Note that for technical reasons ALL subject modules from your degree programme will be listed no matter whether it is a 1st or 2nd half course!
- Select any course that you wish to prioritise by going to the course details

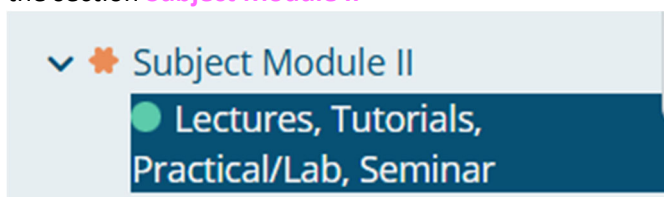
Example:



- The column “ranking system” will show either “**Bio 1**” or “**Bio 2**”. This corresponds to courses of the 1st or 2nd half of the term. You can **prioritise** courses from the **first and second half** of the term **separately**.



- Do only select courses with the ranking system **Bio 1** within the section **Subject Module I**
- Follow clicks to register and do not forget to confirm / save your selection!
- Repeat the steps above for the courses of the 2nd half of the term (Ranking system **Bio 2**) in the section **Subject Module II**



- Do not forget to assign the correct priorities for all selected 1st and 2nd half courses. The default setting will have the first selection as priority #1, the next selection as priority #2 etc. **You find more detailed info on selecting priorities in the KLIPS online help here:** <https://klips2-support.uni-koeln.de/en/students-new-design/courses-of-the-university-of-cologne/the-allocation-of-courses/prioritising-courses>

Further important notes

- KLIPS selection is done during the **1st KLIPS phase** (February 4th – February 17th 2026)
- The ranking system is a priority based random number system. **When you make** (or change) your **selection** in KLIPS during the 1st KLIPS phase **has no influence** on course assignment

Example: Module X has 10 seats available

- *8 students select it with priority #1 → all get a place and 2 seats remain free*
 - *9 students selected the course with priority #2 but 5 of them already got their 1st choice module.*
 - *The remaining 4 students are ranked according to a random number assigned automatically by KLIPS. The 2 students with the highest numbers get a seat.*
 - *All students who selected the course with priorities 3 or lower did not participate in the allocation process as the course was already fully booked at a higher priority.*
- Only one module seat per ranking system (1st / 2nd half) can be assigned to you.
 - Please prioritise all courses that you would take part in. **Subsequent manual allocation of places means unnecessary extra work for everyone involved!**
 - Only courses from your specific M.Sc. programme are open for KLIPS registration.
 - In case you would like to take part in a subject module from a different M.Sc. programme you can only do so in the following way:
 - Courses with free seats available will be announced after the allocation of places (it may happen that no seats are available for other students!)
 - **You will be informed about the way how to contact us in case you want to register for one of those “other courses”**
 - You have to have to corresponding lecture module taken previously in order to be eligible for subject module registration

Info for 4th or 6th term students only

- If you have already completed a subject module in the previous year, please register this time in the section of the not previously used subject module. This may mean you register in the section Subject module II now although you select a course from the 1st half of the term.